

Scaled data based on original data using
LM-79-2019 Approved Method: Electrical and Photometric Measurements of Solid-State
Lighting Products

Test Report Prepared for

Cooper Lighting Solutions

Brand: CORELITE

Report Number: P1216794

Luminaire Tested: 14-ID2-55-CFR1-L930-U

Issue Date: 12/5/2025

Test Information

Test Method: LM-79-2019
Report Number: P1216794
TEST IS SCALED FROM IESNA LM-79-08 TEST DATA (G2-2508-507-13)
Test Lab: INNOVATION CENTER
Issue Date: 12/5/2025
Manufacturer: COOPER LIGHTING SOLUTIONS
Product Line: CORELITE
Catalog Number: 14-ID2-55-CFR1-L930-U
Description: 1X4 IN DEPTH TROFFER WITH 1INCH CUBE REGRESS LENS
Light Source: 3000K CCT, 90 CRI LEDS
Ballast/Driver: ELECTRONIC DRIVER

Summary

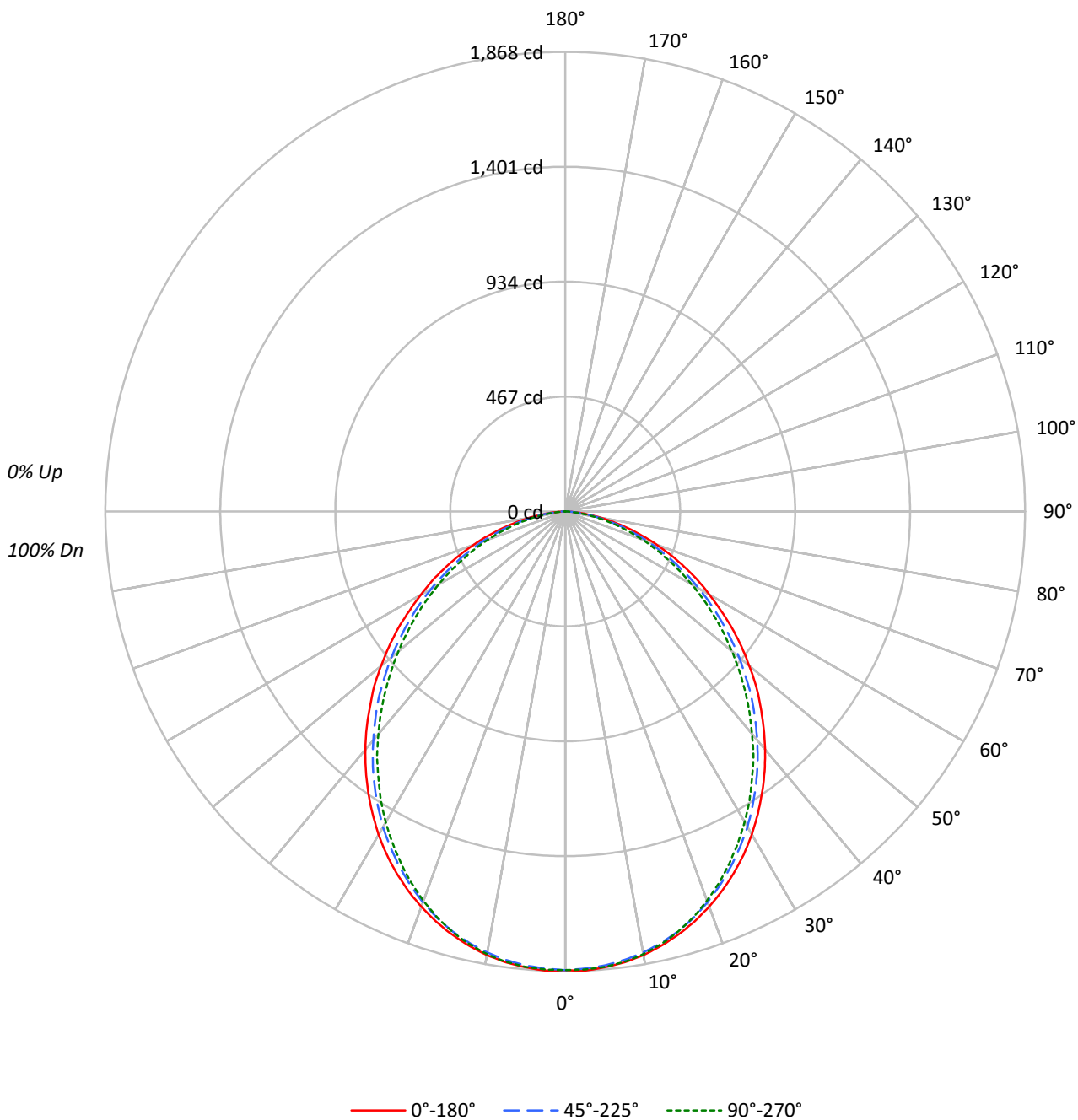
Lumens per Lamp: N/A
Luminaire Lumens: 4580.6 lumens
Efficiency: N/A
Efficacy: 94.1 lumens/watt
Spacing Criteria (0/90/45): 1.21 / 1.17 / 1.28
Luminous Opening: Rectangular (W 1' x L: 4' x H: 0')
CIE Type: Direct

Input Watts (W): 48.7
Input Voltage (V): 120
Input Current (Ain): NR
Voltage Rise (V): NR
Power Factor: NR
Total Harmonic Distortion (THDi): NR
Frequency (hertz): 60
Stabilization Time: NR
Operation Time: NR
Ambient Temperature (°C): NR
Test Distance: 24 FT



TEST NUMBER: P1216794
CATALOG NUMBER: 14-ID2-55-CFR1-L930-U

Luminous Intensity Polar Plot





TEST NUMBER: P1216794
 CATALOG NUMBER: 14-ID2-55-CFR1-L930-U

COEFFICIENT OF UTILIZATION - ZONAL CAVITY METHOD:

RF	20				20				20				20				20	
RC	80				70				50				30				10	0
RW	70	50	30	10	70	50	30	10	50	30	10	50	30	10	50	30	10	0
RCR																		
0	119	119	119	119	116	116	116	116	111	111	111	106	106	106	102	102	102	100
1	109	105	101	97	107	103	99	96	99	96	93	95	92	90	91	89	87	85
2	100	92	86	80	97	90	84	79	87	82	77	84	79	76	81	77	74	72
3	92	81	74	67	89	80	73	67	77	71	66	74	69	65	72	67	63	61
4	84	73	64	58	82	71	63	57	69	62	56	66	61	56	64	59	55	53
5	78	65	56	50	75	64	56	50	62	55	49	60	54	49	58	53	48	46
6	72	59	50	44	70	58	50	44	56	49	43	54	48	43	53	47	43	41
7	67	53	45	39	65	53	45	39	51	44	39	50	43	38	48	43	38	36
8	62	49	41	35	61	48	40	35	47	40	35	46	39	34	45	39	34	32
9	58	45	37	32	57	44	37	31	43	36	31	42	36	31	41	35	31	29
10	55	42	34	29	53	41	34	29	40	33	29	39	33	28	38	32	28	27

AVERAGE LUMINANCE (cd/sqm):

	0°	45°	90°
0°	5016	5016	5016
5°	5023	5002	5019
10°	5003	4975	4992
15°	4958	4924	4928
20°	4895	4840	4822
25°	4814	4729	4685
30°	4711	4600	4530
35°	4581	4442	4345
40°	4437	4260	4146
45°	4268	4074	3933
50°	4086	3857	3701
55°	3883	3625	3458
60°	3643	3380	3197
65°	3408	3108	2906
70°	3116	2812	2605
75°	2758	2444	2235
80°	2253	1977	1774
85°	1599	1312	1074

MAXIMUM LUMINANCE 45°-90°:

Horizontal Angle: 0°
 Vertical Angle: 45°
 Luminance: 4268 cd/sqm



TEST NUMBER: P1216794
 CATALOG NUMBER: 14-ID2-55-CFR1-L930-U

ZONAL LUMENS:

Zone	Lumens	% Fixture
0°-10°	176.1	3.8
10°-20°	498.7	10.9
20°-30°	734.5	16.0
30°-40°	847.2	18.5
40°-50°	828.5	18.1
50°-60°	696.6	15.2
60°-70°	489.4	10.7
70°-80°	253.5	5.5
80°-90°	56.2	1.2
90°-100°	0.0	0.0
100°-110°	0.0	0.0
110°-120°	0.0	0.0
120°-130°	0.0	0.0
130°-140°	0.0	0.0
140°-150°	0.0	0.0
150°-160°	0.0	0.0
160°-170°	0.0	0.0
170°-180°	0.0	0.0
0°-30°	1409.3	30.8
0°-40°	2256.5	49.3
0°-60°	3781.6	82.6
0°-90°	4580.6	100.0
90°-120°	0.0	0.0
90°-150°	0.0	0.0
90°-180°	0.0	0.0
0°-180°	4580.6	100.0

CANDELA DISTRIBUTION:

	0°	22.5°	45°	67.5°	90°	Flux
0°	1864	1864	1864	1864	1864	
5°	1860	1857	1852	1852	1858	177
15°	1780	1776	1767	1764	1769	502
25°	1621	1614	1593	1576	1578	746
35°	1395	1383	1352	1327	1323	872
45°	1122	1108	1070	1041	1033	866
55°	828	812	773	747	737	739
65°	535	521	488	466	456	530
75°	265	256	235	220	215	282
85°	52	53	42	36	35	65
90°	0	0	0	0	0	



TEST NUMBER: P1216794
 CATALOG NUMBER: 14-ID2-55-CFR1-L930-U

CANDELA DISTRIBUTION (FULL):

	0°	22.5°	45°	67.5°	90°
0°	1864.1	1864.1	1864.1	1864.1	1864.1
2.5°	1868.0	1864.1	1859.5	1861.0	1863.3
5°	1859.5	1857.2	1851.7	1852.5	1857.9
7.5°	1847.9	1844.8	1838.6	1840.1	1846.3
10°	1830.9	1826.2	1820.8	1821.6	1827.0
12.5°	1807.6	1803.8	1796.8	1796.0	1801.5
15°	1779.8	1775.9	1767.4	1764.3	1769.0
17.5°	1747.3	1742.7	1731.8	1726.4	1729.5
20°	1709.4	1704.8	1690.1	1680.0	1683.9
22.5°	1667.6	1662.2	1643.7	1632.1	1633.6
25°	1621.2	1614.3	1592.6	1576.4	1577.9
27.5°	1571.0	1561.7	1537.7	1519.9	1519.1
30°	1516.0	1506.0	1480.5	1459.6	1458.0
32.5°	1456.5	1446.4	1417.0	1394.6	1393.1
35°	1394.6	1383.0	1352.1	1327.3	1322.7
37.5°	1330.4	1317.3	1284.0	1260.0	1256.1
40°	1263.1	1249.2	1212.8	1187.3	1180.3
42.5°	1193.5	1180.3	1141.7	1116.9	1107.6
45°	1121.6	1107.6	1070.5	1041.1	1033.4
47.5°	1052.7	1034.2	994.7	970.0	958.4
50°	976.1	960.7	921.2	895.7	884.1
52.5°	902.7	887.2	846.2	820.7	810.6
55°	827.6	812.2	772.7	747.2	737.1
57.5°	750.3	737.9	700.0	676.0	665.2
60°	676.8	664.4	628.1	605.6	594.0
62.5°	608.0	592.5	556.9	536.0	524.4
65°	535.3	521.3	488.1	466.4	456.4
67.5°	464.9	451.7	420.8	402.2	394.5
70°	396.0	384.4	357.4	338.8	331.1
72.5°	328.7	318.7	294.7	276.9	271.5
75°	265.3	256.0	235.1	219.7	215.0
77.5°	203.4	198.0	178.7	165.5	161.7
80°	145.4	143.1	127.6	116.8	114.5
82.5°	94.4	93.6	83.5	74.3	71.2
85°	51.8	53.4	42.5	36.4	34.8
87.5°	18.6	18.6	13.1	11.6	10.8
90°	0.0	0.0	0.0	0.0	0.0

TEST NUMBER: P1216794
 CATALOG NUMBER: 14-ID2-55-CFR1-L930-U

CIE UGR TABLE:

Reflectances:											
Ceiling		0.7	0.7	0.5	0.5	0.3	0.7	0.7	0.5	0.5	0.3
Wall		0.5	0.3	0.5	0.3	0.3	0.5	0.3	0.5	0.3	0.3
Reference plane		0.2	0.2	0.2	0.2	0.2	0.2	0.2	0.2	0.2	0.2
Room dimensions		Viewed crosswise					Viewed endwise				
X=2H	Y=2H	16.71	18.29	17.08	18.61	18.92	16.06	17.64	16.42	17.95	18.27
	3H	18.33	19.76	18.71	20.08	20.44	17.54	18.97	17.92	19.29	19.65
	4H	18.90	20.24	19.30	20.59	20.96	18.04	19.37	18.44	19.72	20.10
	6H	19.28	20.51	19.69	20.88	21.27	18.34	19.58	18.75	19.94	20.33
	8H	19.38	20.55	19.80	20.94	21.34	18.41	19.59	18.83	19.98	20.38
	12H	19.42	20.55	19.85	20.94	21.36	18.43	19.56	18.86	19.94	20.37
4H	2H	17.19	18.53	17.59	18.87	19.25	16.66	18.00	17.06	18.35	18.72
	3H	19.03	20.14	19.44	20.54	20.94	18.35	19.46	18.76	19.86	20.26
	4H	19.72	20.72	20.15	21.13	21.57	18.95	19.95	19.38	20.36	20.80
	6H	20.21	21.08	20.67	21.53	21.98	19.35	20.22	19.80	20.66	21.12
	8H	20.34	21.16	20.81	21.61	22.07	19.44	20.26	19.90	20.70	21.17
	12H	20.43	21.16	20.91	21.64	22.11	19.49	20.22	19.97	20.70	21.17
8H	4H	19.91	20.73	20.37	21.17	21.64	19.22	20.03	19.68	20.48	20.94
	6H	20.50	21.17	20.99	21.66	22.14	19.70	20.38	20.20	20.87	21.34
	8H	20.69	21.29	21.20	21.80	22.29	19.84	20.45	20.35	20.95	21.44
	12H	20.82	21.36	21.33	21.85	22.41	19.92	20.46	20.43	20.95	21.51
12H	4H	19.92	20.65	20.40	21.13	21.60	19.24	19.97	19.72	20.45	20.92
	6H	20.51	21.12	21.02	21.63	22.11	19.74	20.34	20.25	20.85	21.34
	8H	20.74	21.28	21.25	21.77	22.33	19.92	20.46	20.43	20.95	21.51

Cooper Lighting Solutions Photometric Lab
1121 Highway 74 South
Peachtree City, GA 30269



LM-79-2019: Approved Method: Electrical and Photometric Measurements of Solid-State Lighting Products

Report Prepared for

Cooper Lighting Solutions

Corelite

Report Number: SP1-2506-458-9

Test Date: 08/26/2025

Luminaire Tested: 22ID2-55-CFR1-L930-U

Data in this report applies to families of products including 22ID2-55-CFR1-L930-U

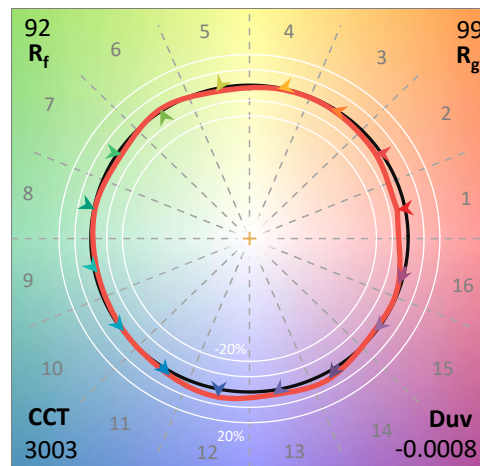
Test Information

Test Method: LM-79-2019
 Report Number: SP1-2506-458-9
 Test Lab: COOPER LIGHTING SOLUTIONS
 Photometer: SP1 - 76IN SPHERE
 Measurement Geometry: 4π
 Issue Date: 08/27/2025
 Manufacturer: COOPER LIGHTING SOLUTIONS
 Product Line: Corelite
 Catalog Number: **22ID2-55-CFR1-L930-U**
 Description: 2X2 CGTX WITH INDEPTH FRAME AND CFR1 LENS - 5500 LUMEN 3000K 90CRI

Spectral Parameters

CCT (K): 3003
 CIE u': 0.2507
 CIE v': 0.5202
 Duv: -0.0008
 CIE x: 0.4356
 CIE y: 0.4017
 CIE z: 0.1627
 Peak Wavelength (nm): 618
 Dominant Wavelength (nm): 583
 Purity: 51.31044
 Rf: 91.9
 Rg: 99.2

CRI (Ra):	93.2		
R1:	93.7	R9:	59.0
R2:	97.2	R10:	92.7
R3:	98.7	R11:	94.9
R4:	93.5	R12:	82.6
R5:	93.6	R13:	94.8
R6:	96.3	R14:	99.1
R7:	91.5	R15:	89.5
R8:	81.5		



Test Conditions

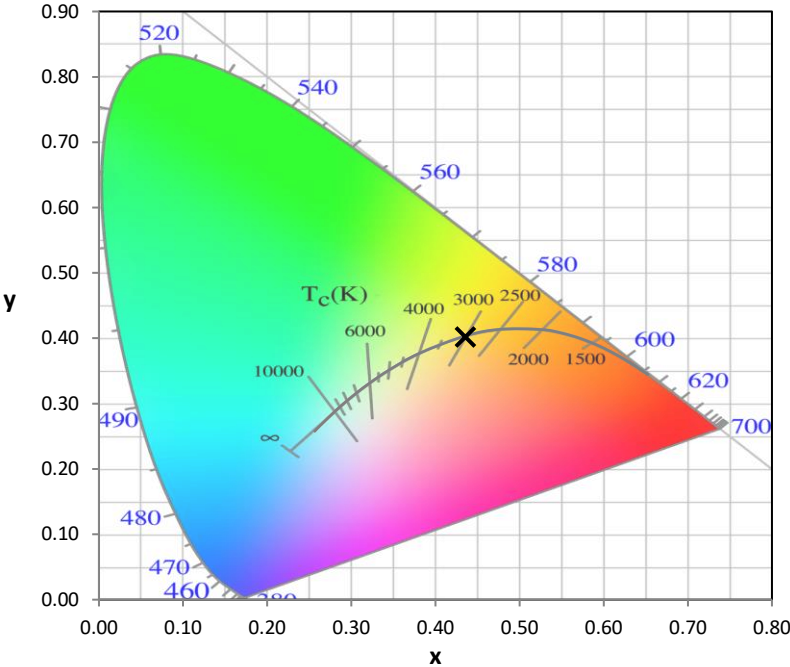
Stabilization Time: 32M
 Operation Time: 1H 32M
 Sphere Temperature (°C): 25.2

REPORT NUMBER: SP1-2506-458-9

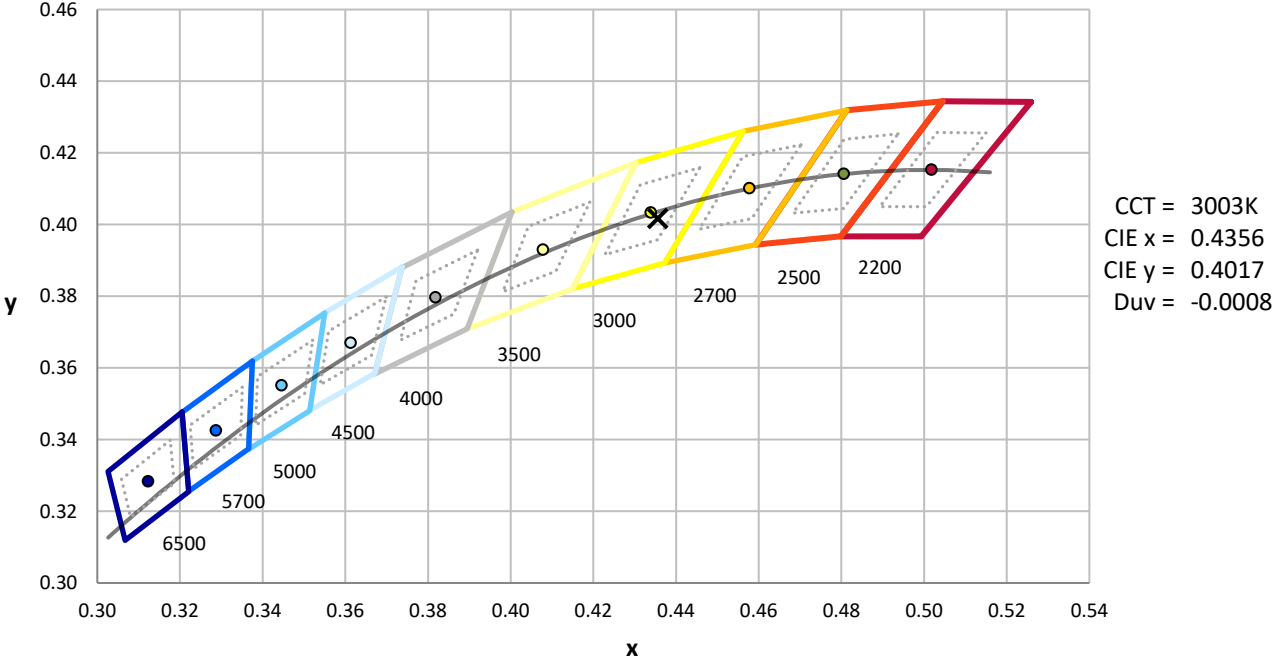
Measurement and Test Equipment			
Instrument	Identification Number	Calibration Date	Calibration Due Date
Photometer	76INCH SPHERE IN0058	6/16/2025	12/16/2025
Power Meter	XITRON INXT2011004	1/21/2025	1/21/2026
AC Power Source	CHROMA 61603 IN0063	10/22/2024	10/22/2025
DC Power Source	AGILENT E3634A IN0208	10/22/2024	10/22/2025
Sphere Thermometer	ONSET IN0085	10/22/2024	10/22/2025
Room Thermometer	ONSET IN0046	10/22/2024	10/22/2025

REPORT NUMBER: SP1-2506-458-9

CIE 1931 Chromaticity Diagram



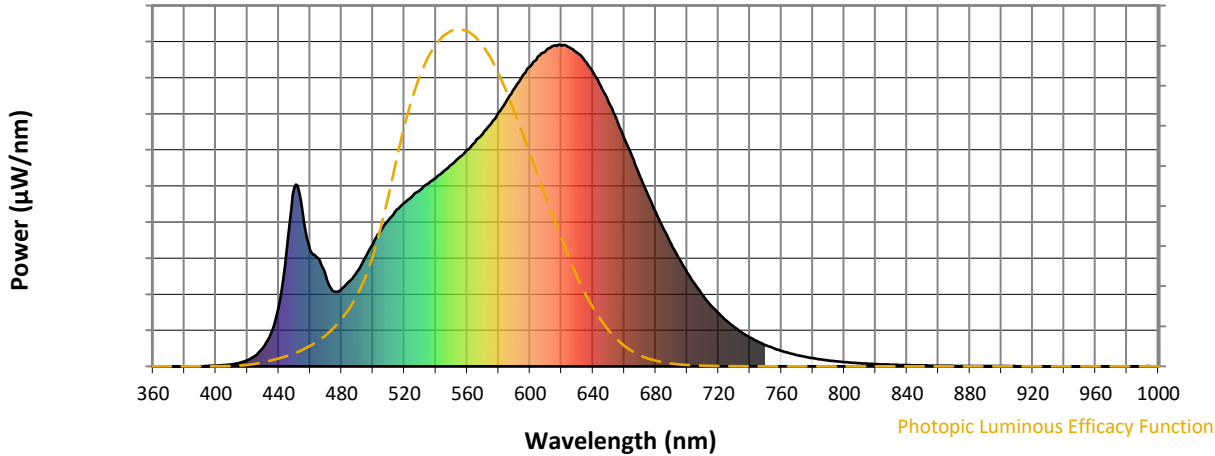
CIE 1931 Chromaticity Diagram with 2017 ANSI 7-Step and 4-Step Quadrangles



Point lies inside the ANSI 3000K 4-step quadrangle

REPORT NUMBER: SP1-2506-458-9

Photopic Flux vs. Wavelength

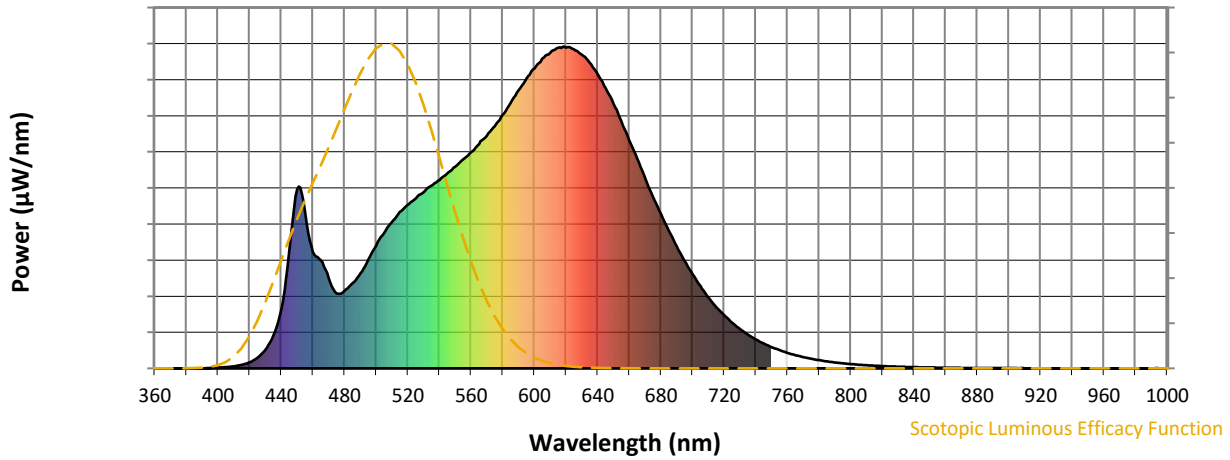


Photopic Lumens: NR

λ (nm)	Power W [^] /nm	Lumens (φ/nm)	λ (nm)	Power W [^] /nm	Lumens (φ/nm)	λ (nm)	Power W [^] /nm	Lumens (φ/nm)	λ (nm)	Power W [^] /nm	Lumens (φ/nm)	λ (nm)	Power W [^] /nm	Lumens (φ/nm)
360	0	NR	490	296	NR	620	997	NR	750	66	NR	880	1	NR
365	0	NR	495	338	NR	625	992	NR	755	56	NR	885	1	NR
370	0	NR	500	381	NR	630	975	NR	760	48	NR	890	1	NR
375	0	NR	505	421	NR	635	949	NR	765	41	NR	895	1	NR
380	0	NR	510	456	NR	640	916	NR	770	35	NR	900	1	NR
385	0	NR	515	487	NR	645	871	NR	775	30	NR	905	1	NR
390	0	NR	520	508	NR	650	821	NR	780	26	NR	910	1	NR
395	1	NR	525	529	NR	655	769	NR	785	22	NR	915	0	NR
400	2	NR	530	548	NR	660	709	NR	790	18	NR	920	0	NR
405	4	NR	535	568	NR	665	652	NR	795	16	NR	925	0	NR
410	6	NR	540	585	NR	670	591	NR	800	13	NR	930	0	NR
415	11	NR	545	607	NR	675	534	NR	805	11	NR	935	0	NR
420	19	NR	550	627	NR	680	480	NR	810	10	NR	940	0	NR
425	33	NR	555	649	NR	685	427	NR	815	8	NR	945	0	NR
430	58	NR	560	673	NR	690	380	NR	820	7	NR	950	0	NR
435	103	NR	565	697	NR	695	334	NR	825	6	NR	955	0	NR
440	184	NR	570	723	NR	700	292	NR	830	5	NR	960	0	NR
445	360	NR	575	753	NR	705	255	NR	835	4	NR	965	0	NR
450	557	NR	580	789	NR	710	221	NR	840	4	NR	970	0	NR
455	486	NR	585	825	NR	715	190	NR	845	3	NR	975	0	NR
460	362	NR	590	864	NR	720	166	NR	850	3	NR	980	0	NR
465	337	NR	595	902	NR	725	143	NR	855	2	NR	985	0	NR
470	279	NR	600	932	NR	730	122	NR	860	2	NR	990	0	NR
475	233	NR	605	963	NR	735	105	NR	865	2	NR	995	0	NR
480	241	NR	610	981	NR	740	90	NR	870	1	NR	1000	0	NR
485	264	NR	615	997	NR	745	77	NR	875	1	NR			

REPORT NUMBER: SP1-2506-458-9

Scotopic Flux vs. Wavelength



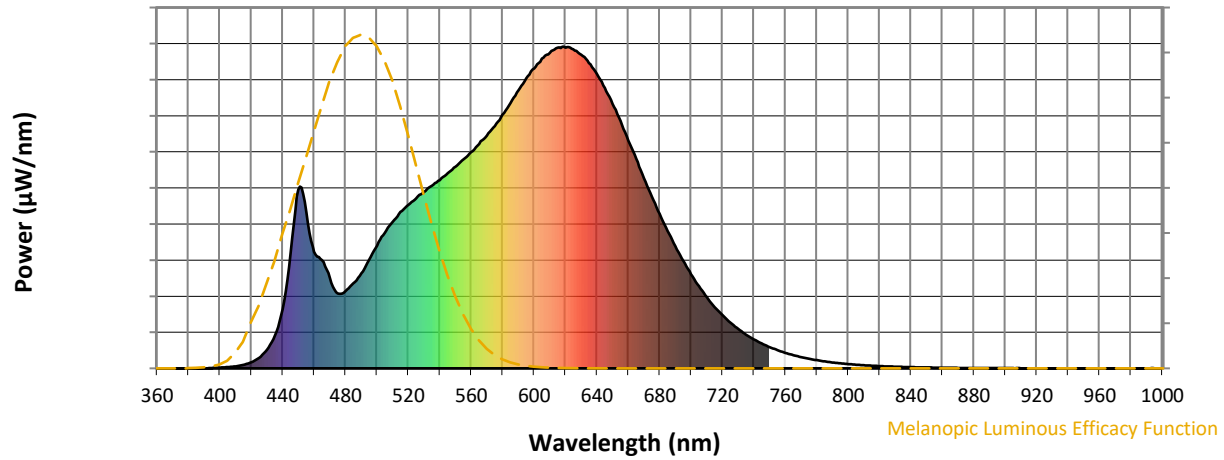
Scotopic Lumens: NR

S/P: 1.43

λ (nm)	Power W [^] /nm	Lumens (ϕ /nm)	λ (nm)	Power W [^] /nm	Lumens (ϕ /nm)	λ (nm)	Power W [^] /nm	Lumens (ϕ /nm)	λ (nm)	Power W [^] /nm	Lumens (ϕ /nm)	λ (nm)	Power W [^] /nm	Lumens (ϕ /nm)
360	0	NR	490	296	NR	620	997	NR	750	66	NR	880	1	NR
365	0	NR	495	338	NR	625	992	NR	755	56	NR	885	1	NR
370	0	NR	500	381	NR	630	975	NR	760	48	NR	890	1	NR
375	0	NR	505	421	NR	635	949	NR	765	41	NR	895	1	NR
380	0	NR	510	456	NR	640	916	NR	770	35	NR	900	1	NR
385	0	NR	515	487	NR	645	871	NR	775	30	NR	905	1	NR
390	0	NR	520	508	NR	650	821	NR	780	26	NR	910	1	NR
395	1	NR	525	529	NR	655	769	NR	785	22	NR	915	0	NR
400	2	NR	530	548	NR	660	709	NR	790	18	NR	920	0	NR
405	4	NR	535	568	NR	665	652	NR	795	16	NR	925	0	NR
410	6	NR	540	585	NR	670	591	NR	800	13	NR	930	0	NR
415	11	NR	545	607	NR	675	534	NR	805	11	NR	935	0	NR
420	19	NR	550	627	NR	680	480	NR	810	10	NR	940	0	NR
425	33	NR	555	649	NR	685	427	NR	815	8	NR	945	0	NR
430	58	NR	560	673	NR	690	380	NR	820	7	NR	950	0	NR
435	103	NR	565	697	NR	695	334	NR	825	6	NR	955	0	NR
440	184	NR	570	723	NR	700	292	NR	830	5	NR	960	0	NR
445	360	NR	575	753	NR	705	255	NR	835	4	NR	965	0	NR
450	557	NR	580	789	NR	710	221	NR	840	4	NR	970	0	NR
455	486	NR	585	825	NR	715	190	NR	845	3	NR	975	0	NR
460	362	NR	590	864	NR	720	166	NR	850	3	NR	980	0	NR
465	337	NR	595	902	NR	725	143	NR	855	2	NR	985	0	NR
470	279	NR	600	932	NR	730	122	NR	860	2	NR	990	0	NR
475	233	NR	605	963	NR	735	105	NR	865	2	NR	995	0	NR
480	241	NR	610	981	NR	740	90	NR	870	1	NR	1000	0	NR
485	264	NR	615	997	NR	745	77	NR	875	1	NR			

REPORT NUMBER: SP1-2506-458-9

Melanopic Flux vs. Wavelength



Melanopic Lumens: NR

M/P: 2.82

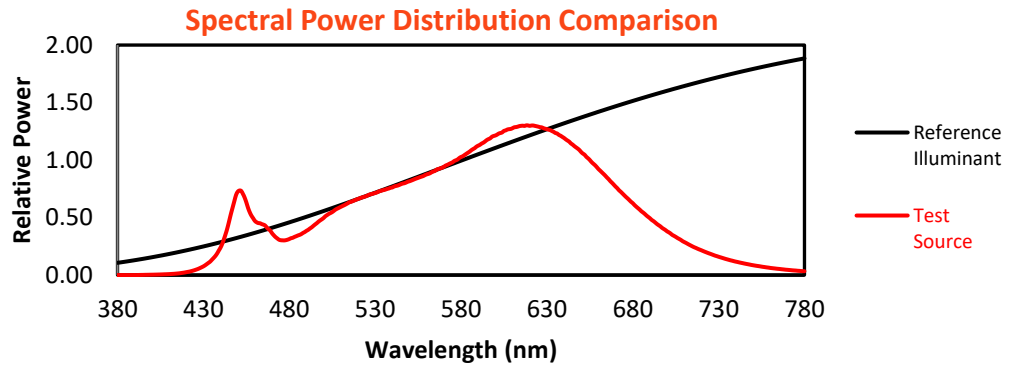
λ (nm)	Power W [^] /nm	Lumens (φ/nm)	λ (nm)	Power W [^] /nm	Lumens (φ/nm)	λ (nm)	Power W [^] /nm	Lumens (φ/nm)	λ (nm)	Power W [^] /nm	Lumens (φ/nm)	λ (nm)	Power W [^] /nm	Lumens (φ/nm)
360	0	NR	490	296	NR	620	997	NR	750	66	NR	880	1	NR
365	0	NR	495	338	NR	625	992	NR	755	56	NR	885	1	NR
370	0	NR	500	381	NR	630	975	NR	760	48	NR	890	1	NR
375	0	NR	505	421	NR	635	949	NR	765	41	NR	895	1	NR
380	0	NR	510	456	NR	640	916	NR	770	35	NR	900	1	NR
385	0	NR	515	487	NR	645	871	NR	775	30	NR	905	1	NR
390	0	NR	520	508	NR	650	821	NR	780	26	NR	910	1	NR
395	1	NR	525	529	NR	655	769	NR	785	22	NR	915	0	NR
400	2	NR	530	548	NR	660	709	NR	790	18	NR	920	0	NR
405	4	NR	535	568	NR	665	652	NR	795	16	NR	925	0	NR
410	6	NR	540	585	NR	670	591	NR	800	13	NR	930	0	NR
415	11	NR	545	607	NR	675	534	NR	805	11	NR	935	0	NR
420	19	NR	550	627	NR	680	480	NR	810	10	NR	940	0	NR
425	33	NR	555	649	NR	685	427	NR	815	8	NR	945	0	NR
430	58	NR	560	673	NR	690	380	NR	820	7	NR	950	0	NR
435	103	NR	565	697	NR	695	334	NR	825	6	NR	955	0	NR
440	184	NR	570	723	NR	700	292	NR	830	5	NR	960	0	NR
445	360	NR	575	753	NR	705	255	NR	835	4	NR	965	0	NR
450	557	NR	580	789	NR	710	221	NR	840	4	NR	970	0	NR
455	486	NR	585	825	NR	715	190	NR	845	3	NR	975	0	NR
460	362	NR	590	864	NR	720	166	NR	850	3	NR	980	0	NR
465	337	NR	595	902	NR	725	143	NR	855	2	NR	985	0	NR
470	279	NR	600	932	NR	730	122	NR	860	2	NR	990	0	NR
475	233	NR	605	963	NR	735	105	NR	865	2	NR	995	0	NR
480	241	NR	610	981	NR	740	90	NR	870	1	NR	1000	0	NR
485	264	NR	615	997	NR	745	77	NR	875	1	NR			

REPORT NUMBER: SP1-2506-458-9

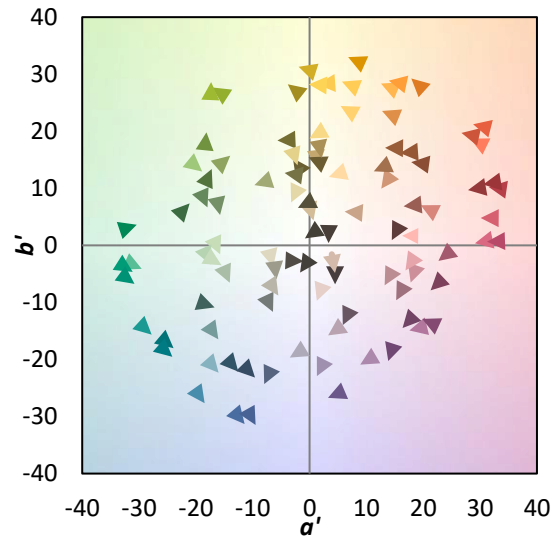
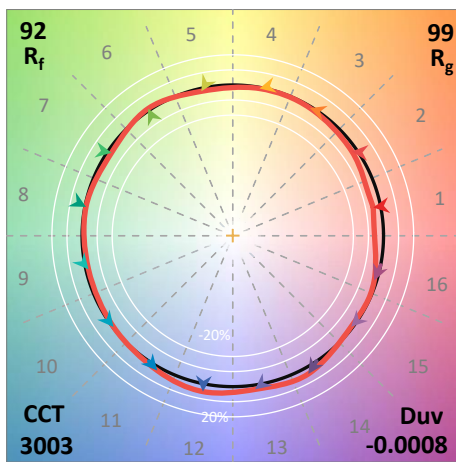
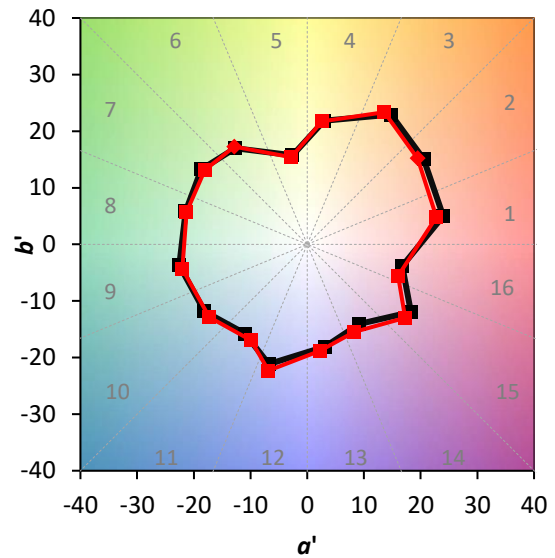
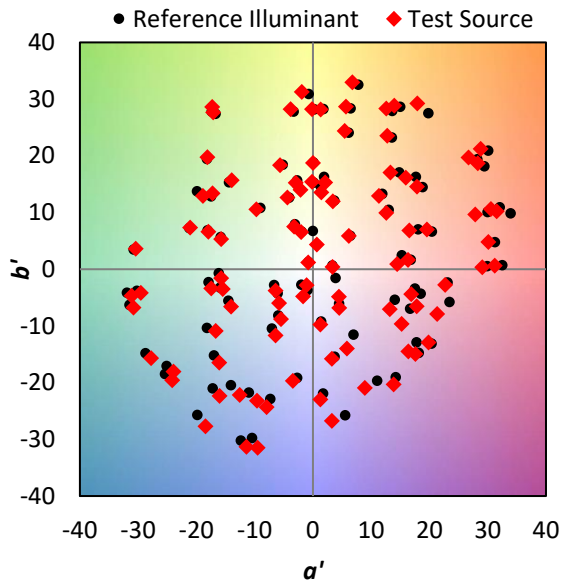
TM-30-18

Summary

$R_f = 91.9$
 $R_g = 99.2$
 $CIE R_a = 93.2$
 $R_9 = 59.0$

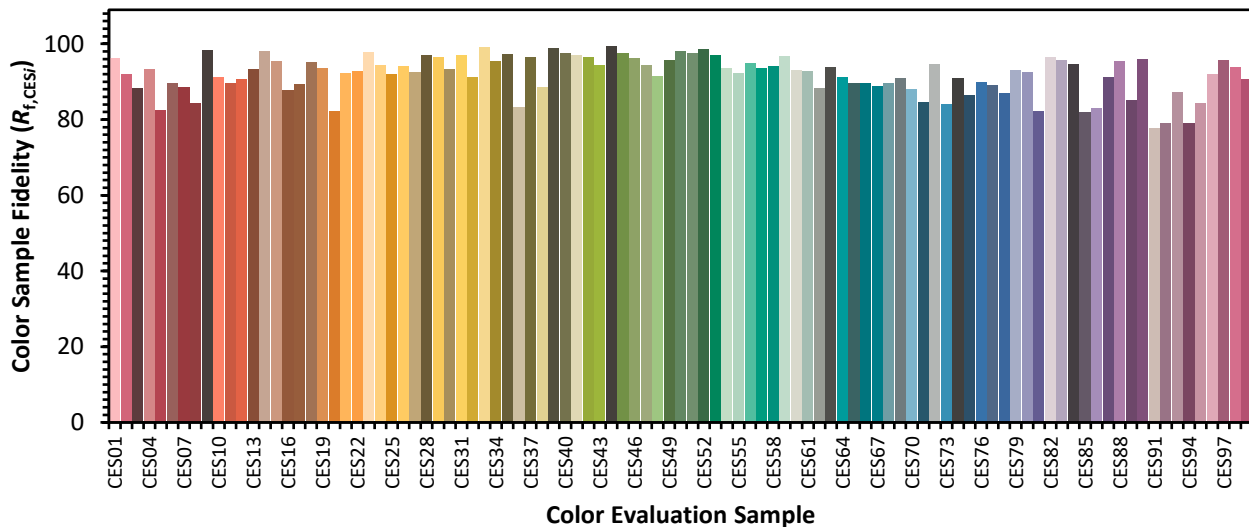


Color Vector Graphics

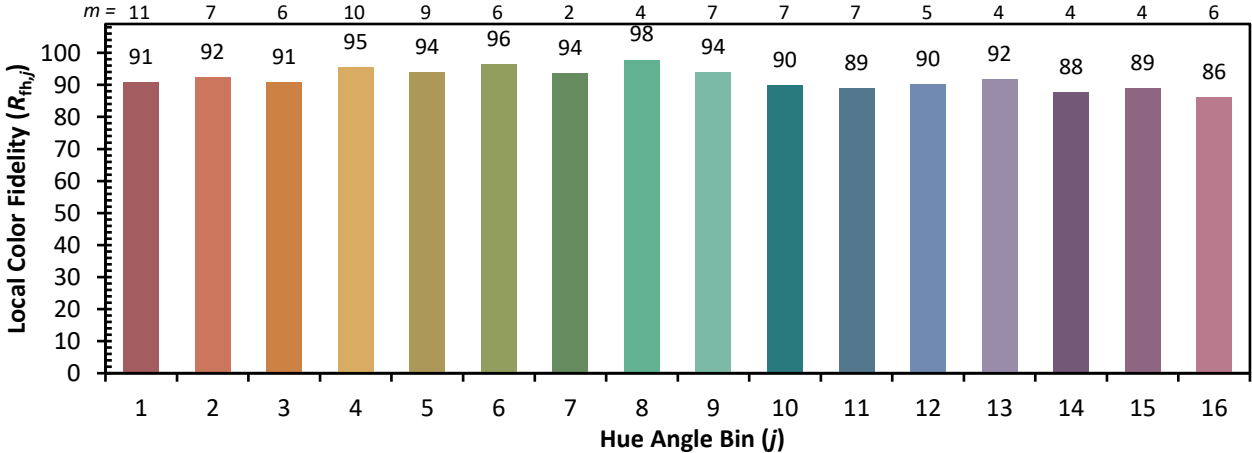
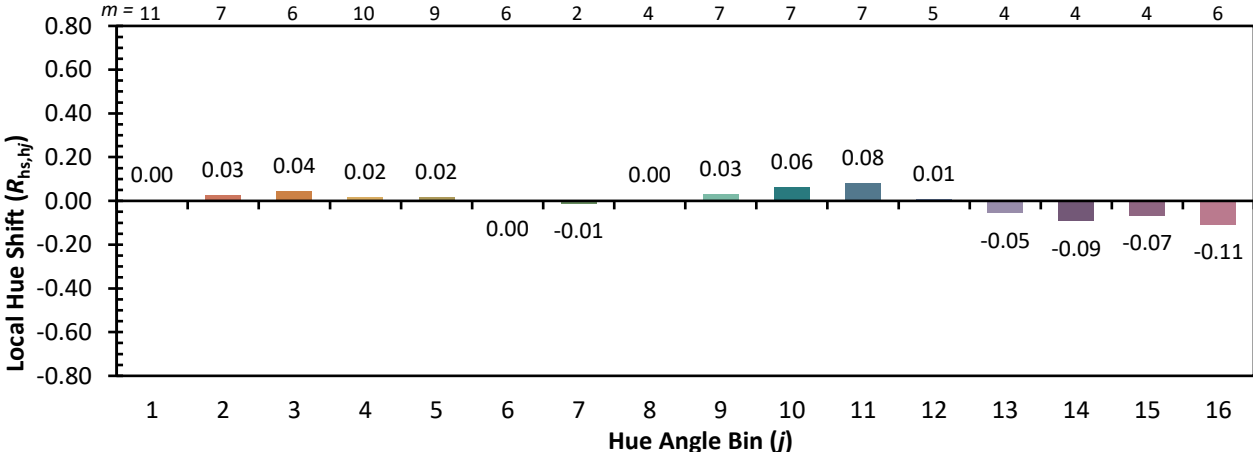
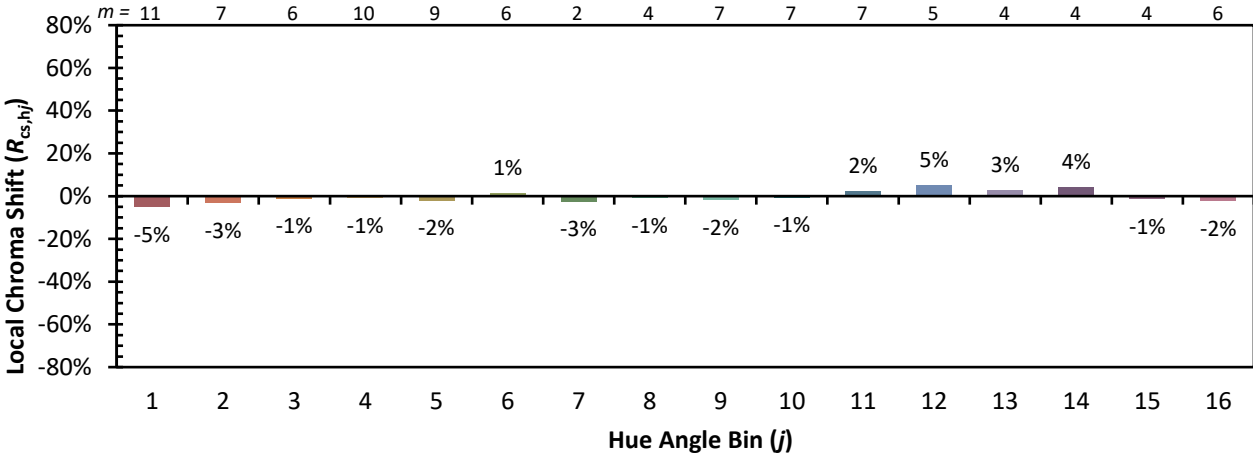


Individual Sample Fidelity Index ($R_{f,i}$)

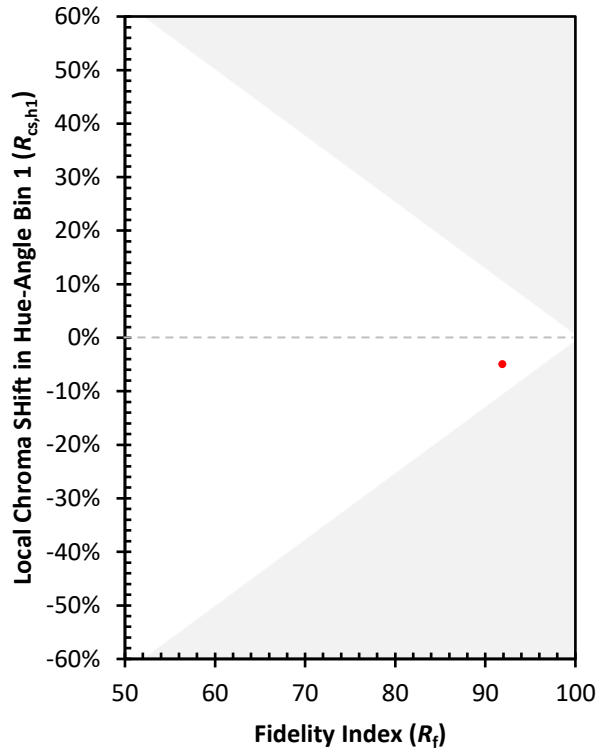
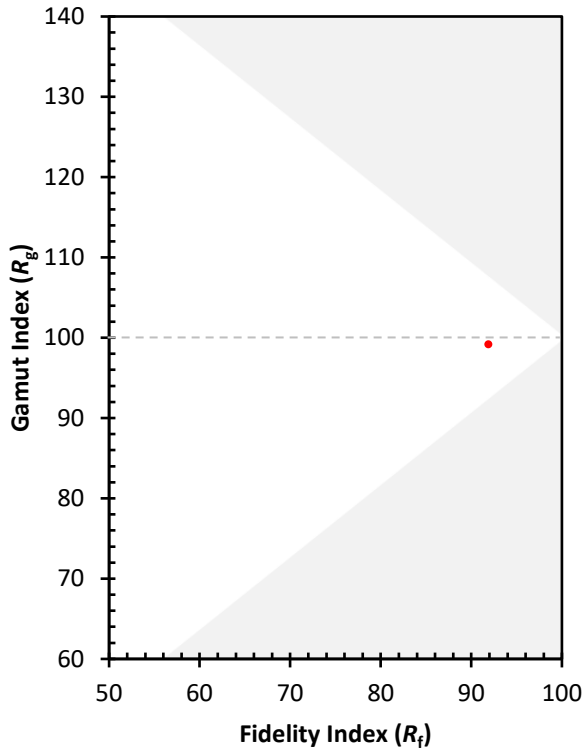
CES01 = 86	CES26 = 94	CES51 = 97	CES76 = 90
CES02 = 63	CES27 = 92	CES52 = 99	CES77 = 89
CES03 = 32	CES28 = 97	CES53 = 97	CES78 = 87
CES04 = 70	CES29 = 97	CES54 = 94	CES79 = 93
CES05 = 51	CES30 = 93	CES55 = 92	CES80 = 93
CES06 = 51	CES31 = 97	CES56 = 95	CES81 = 82
CES07 = 43	CES32 = 91	CES57 = 94	CES82 = 97
CES08 = 42	CES33 = 99	CES58 = 94	CES83 = 96
CES09 = 29	CES34 = 95	CES59 = 97	CES84 = 95
CES10 = 76	CES35 = 97	CES60 = 93	CES85 = 82
CES11 = 59	CES36 = 83	CES61 = 93	CES86 = 83
CES12 = 65	CES37 = 97	CES62 = 88	CES87 = 91
CES13 = 44	CES38 = 89	CES63 = 94	CES88 = 96
CES14 = 74	CES39 = 99	CES64 = 91	CES89 = 85
CES15 = 72	CES40 = 98	CES65 = 90	CES90 = 96
CES16 = 48	CES41 = 97	CES66 = 90	CES91 = 78
CES17 = 50	CES42 = 96	CES67 = 89	CES92 = 79
CES18 = 57	CES43 = 94	CES68 = 90	CES93 = 87
CES19 = 72	CES44 = 99	CES69 = 91	CES94 = 79
CES20 = 67	CES45 = 98	CES70 = 88	CES95 = 84
CES21 = 86	CES46 = 96	CES71 = 85	CES96 = 92
CES22 = 79	CES47 = 94	CES72 = 95	CES97 = 96
CES23 = 92	CES48 = 91	CES73 = 84	CES98 = 94
CES24 = 91	CES49 = 96	CES74 = 91	CES99 = 91
CES25 = 72	CES50 = 98	CES75 = 87	



Color Rendition by Hue-Angle Bin



Measure Comparisons



(END OF REPORT)